


Dental

789



ROOT ELEVATORS

ROOT ELEVATORS



1/4



1/4

Bein
2 mm
SOS 789-001



1/4

Bein
3 mm
SOS 789-002



1/4

Bein
4 mm
SOS 789-003



1/4

3 mm
SOS 789-004



1/4

3 mm
SOS 789-005



1/4

3 mm
SOS 789-006



1/4

3 mm
SOS 789-007

ROOT ELEVATORS



Bein

1/4



1/4

Fig. 1
Bein
2 mm

SOS 789-008



1/4

Fig. 2
Bein
3 mm

SOS 789-009



1/4

Fig. 3
Bein
4 mm

SOS 789-010



1/4

Fig. 5
Bein
3 mm

SOS 789-011



1/4



1/4

Fig. 1

SOS 789-012



1/4

Fig. 2

SOS 789-013



1/4

Fig. 3

SOS 789-014



1/4

Fig. 4

SOS 789-015



1/4

Fig. 7

SOS 789-016

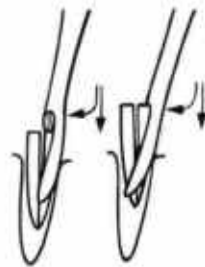
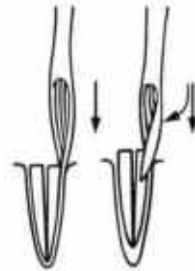


1/4

Fig. 8

SOS 789-017

ROOT ELEVATORS



ROOT ELEVATORS



ROOT ELEVATORS



Hylin

1/2



3 mm
Hylin

SOS 789-043

1/4



4.5 mm
Hylin

SOS 789-044

1/4



3 mm
Hylin

SOS 789-045

1/4



3 mm
Hylin

SOS 789-046

1/4



1/2



Read
SOS 789-047

1/4



Coleman
SOS 789-048

1/4



Hospital
SOS 789-049

1/4



Hospital
SOS 789-050

1/4

ROOT ELEVATORS



1/2



SOS 789-051



SOS 789-052



Coupland

Chisel with Gouges



Fig. 1
Coupland
SOS 789-053



Fig. 2
Coupland
SOS 789-054



Fig. 3
Coupland
SOS 789-055



Warwick-James
SOS 789-056



Warwick-James
SOS 789-057



Warwick-James
SOS 789-058

ROOT ELEVATORS



SOS 789-059



SOS 789-060



1 L
Winter
SOS 789-061



1 R
Winter
SOS 789-062



12 R
Winter
SOS 789-063



12 R
Winter
SOS 789-064



14 L
Winter
SOS 789-065



14 R
Winter
SOS 789-066

ROOT ELEVATORS
FRAGMENT EJECTORS
AND SYNDESMOTOMES



Barry



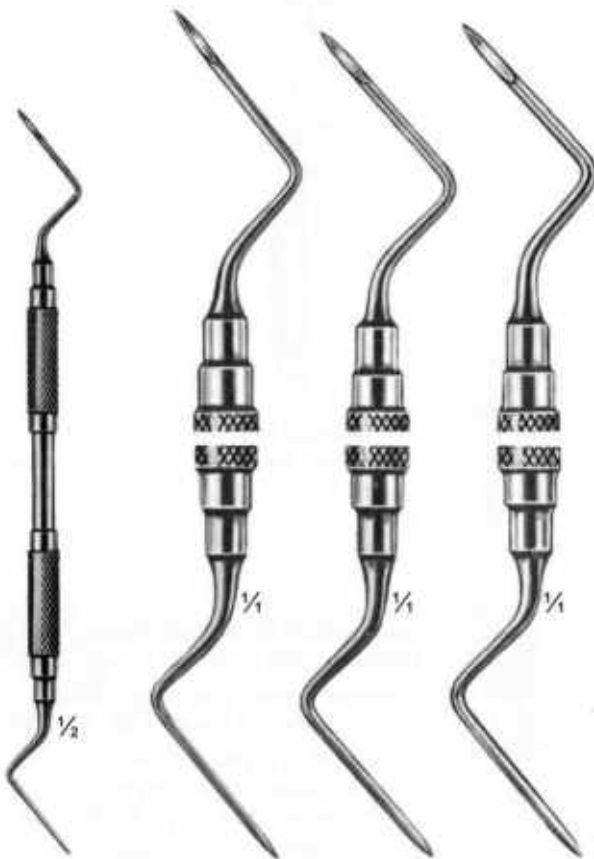
Barry 320
SOS 789-067

Barry 321
SOS 789-068



Barry 350
SOS 789-069

Barry 351
SOS 789-070



Heidbrink

Fig. 1
Heidbrink
SOS 789-071

Fig. 2
Heidbrink
SOS 789-072

Fig. 3
Heidbrink
SOS 789-073



Fig. 1
Chompret
SOS 789-074



Fig. 2
Chompret
SOS 789-075



Fig. 3
Chompret
SOS 789-076



Fig. 4
Chompret
SOS 789-077